

SupplyLocker

Absolute Control® in a Modular,
Industrialized Locker System



SupplyLocker gives you the ability to provide consumable management or check-out and check-in of returnable tools, supplies and other assets.

SupplyLocker's modular design lets you configure each system to meet your particular requirements. It's advanced control capabilities can manage:

- Tool and gage calibration
- Certification standards
- Lock down requirements
- Tool rotation
- "On-loan" processes
- Quantity limits
- "One-for-one" exchanges


Features SupplyPro's Patented Take and Return Technology

Available with SupplyLink or a keypad control module, SupplyLocker is industrialized to withstand years of tough use in demanding industrial environments. Its 32" depth provides the industry's deepest capacity to accommodate large or extra-long tools and assets.


SupplyLocker is ideal for managing materials like:

- Hand and power tools
- Calibration and serialized assets
- Measuring and testing equipment
- Portable computers
- Hand-held radios

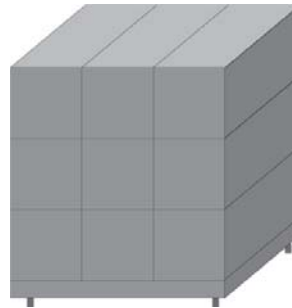
SupplyPro Helps You Configure SupplyLocker to Your Needs with 6, 8, 9 & 12 Module Options



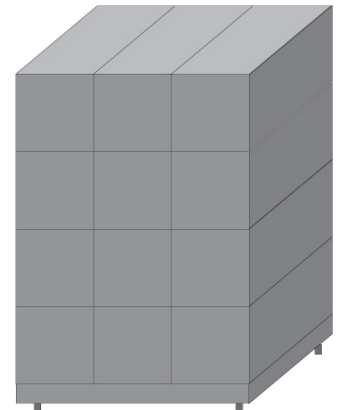
6 Storage Modules
(2 Wide x 3 High)



8 Storage Modules
(2 Wide x 4 High)



9 Storage Modules
(3 Wide x 3 High)



12 Storage Modules
(3 Wide x 4 High)

SupplyLocker

Seven Different Door Configurations for Optimal Asset Management



1-Door
Model SLM1
Opening: 18"W x 18"H*
(457.2mm x 457.2mm)



2-Door Horizontal
Model SLM2H
Opening: 18"W x 9"H*
(457.2mm x 228.6mm)



2-Door Vertical
Model SLM2V
Opening: 9"W x 18"H*
(228.6mm x 457.2mm)



3-Door Horizontal
Model SLM3
Opening: 18"W x 6"H*
(457.2mm x 152.4mm)



4-Door Horizontal
Model SLM4
Opening: 9"W x 9"H*
(228.6mm x 228.6mm)



6-Door
Model SLM6
Opening: 6"W x 9"H*
(152.4mm x 228.6mm)



9-Door
Model SLM9
Opening: 6"W x 6"H*
(152.4mm x 152.4mm)

SupplyLink™ - Universal Touch Screen Control Module

SupplyLink is a universal control module that drives SupplyPro Point-of-Use devices. SupplyLink's easy-to-use touch screen interface is a visual gateway to the SupplyPort and a world of productivity-enhancing information. Each SupplyLink can drive one or many SupplyPro products, including SupplyBay, SupplyLocker, SupplyScanner and SmartDrawer.



About SupplyPro

SupplyPro delivers the technology and support you need to implement Point-of-Use automation and control programs with confidence to improve productivity and drive costs out of your business. Our consultative services provide all of the support and project management expertise you need to make your implementation a success. We stand by you every step of the way. **For more information visit www.supplypro.com or call 1.858.587.6502 or 1.513.671.4933 x. 107.**